



LOYOLA
UNIVERSITY CHICAGO

**LOYOLA UNIVERSITY CHICAGO
OFFICE OF INSTITUTIONAL EFFECTIVENESS**

**GRADUATE STUDENT TERMS TO DEGREE STUDY:
QUINLAN SCHOOL OF BUSINESS**

APR 1, 2024

Introduction

- The purpose of this study is to evaluate the graduate student terms enrolled to degree for the different graduate degree programs at Loyola Quinlan School of Business.
- The study identifies only those students-who have graduated from Loyola Quinlan School of Business.
 - By using degree conferred cohort years a student’s enrollment pattern is assessed to see:
 - The number of terms a student was enrolled at Loyola = “terms enrolled to degree”
 - The start and finish terms to establish “terms to degree”
 - Terms being analyzed are identified as Fall, Winter, Spring and Summer Hence a year would comprise of these four terms.
- Each School of Business graduate program is assessed to see how long a student takes to obtain their graduate degree. Certifications are not included in this analysis.
- The analysis looks at all degrees conferred from 2017-18 through 2023-24 as graduating cohorts.
 - Note: the 2023-24 cohort only analyzed those students finishing in Winter 2023 (as Spring term has not completed at the time of this analysis).
- This analysis looks at each cohort individually and, as a whole, to determine the “average” terms to degree for each graduate program.
- The accompanying graphs show the distributions of time to degree for all graduate degree programs, highlighting the 80% completion times for each graduating year.

Reflection Questions

- In what ways are these patterns
 - in alignment with curriculum design?
 - of enrollment contributing to expected student learning outcomes of graduating students?
 - reflecting the most efficient AND effective use of program resources?
 - contributing to optimal graduating student debt to student income ratios?

Quinlan School of Business: MBA and MS programs

* Partial co-hort only Fall & Winter 2023 data

SchoolCD	Degree Type	Degree Year Awarded	Students	Average No of Terms til Degree	Average Number of Terms Enrolled	Number of Students enrolled all the time	Median Number of Terms Til Degree	Median Number of Terms Enrolled
BUS	MBA	2017-18	213	8.5	7.2	62.9%	8.0	7.0
BUS	MBA	2018-19	159	8.3	7.1	53.5%	8.0	7.0
BUS	MBA	2019-20	164	8.5	6.8	59.1%	8.0	7.0
BUS	MBA	2020-21	138	8.4	7.4	65.9%	7.5	7.0
BUS	MBA	2021-22	248	6.3	5.7	81.9%	7.0	6.0
BUS	MBA	2022-23	233	7.1	6.1	67.0%	7.0	7.0
BUS	MBA	2023-24*	134	7.0	6.3	79.9%	6.0	6.0
BUSN MBA Overall			1289	7.6	6.6	67.7%	7.0	7.0

BUS	MS	2017-18	104	7.0	5.8	49.0%	7.0	6.0
BUS	MS	2018-19	119	6.4	5.1	48.7%	6.0	5.0
BUS	MS	2019-20	103	5.8	4.8	50.5%	6.0	4.0
BUS	MS	2020-21	86	6.3	4.9	45.3%	5.0	4.0
BUS	MS	2021-22	120	5.5	4.3	55.0%	5.0	4.0
BUS	MS	2022-23	87	5.6	4.5	39.1%	5.0	4.0
BUS	MS	2023-24*	57	5.7	4.6	52.6%	5.0	4.0
BUSN MS Overall			676	6.0	4.9	48.8%	6.0	5.0

- The average number of terms to degree for School of Business MBA students is 7.6 terms, the average number of terms enrolled is 6.6 terms. 66.7% of MBA students are enrolled throughout the program.
- The average number of terms to degree for School of Business MS students is 6.0 terms, the average number of terms enrolled is 4.9 terms. 48.8% of MS students are enrolled throughout the program.

Quinlain School of Business: MSF and MSHR programs

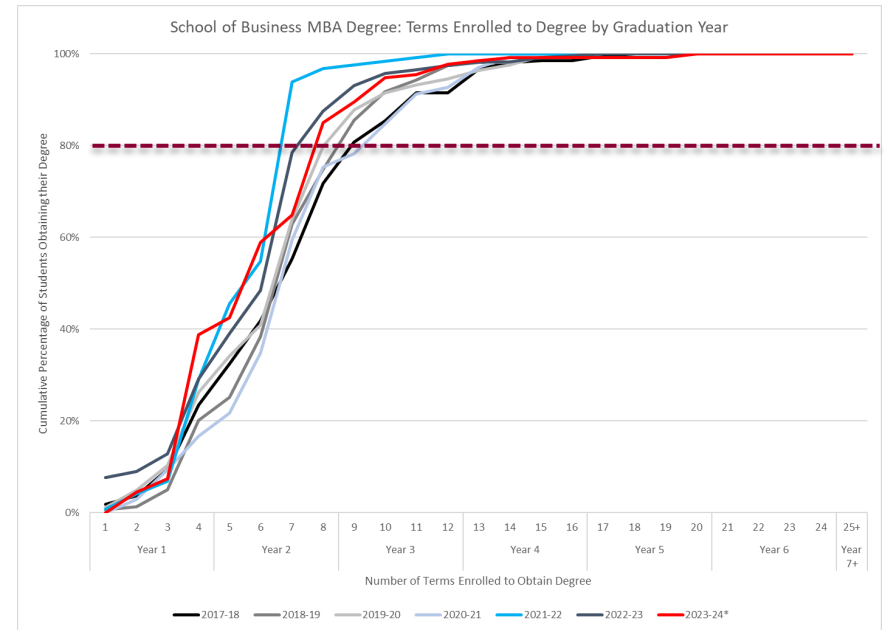
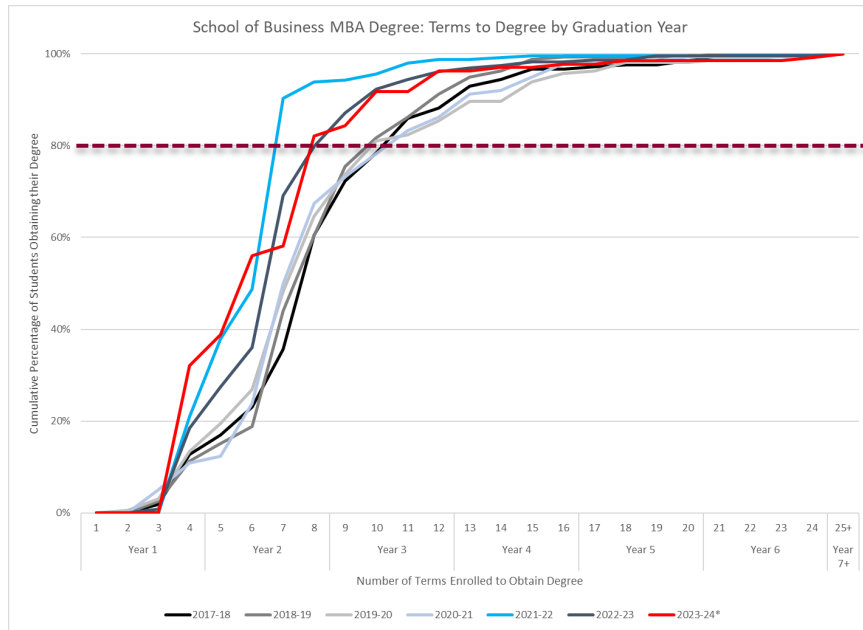
* Partial co-hort only Fall & Winter 2023 data

SchoolCD	Degree Type	Degree Awarded	Year	Average No of Terms til Degree	Average Number of Terms Enrolled	Number of Students enrolled all the time	Median Number of Terms Til Degree	Median Number of Terms Enrolled
BUS	MSF	2017-18	25	5.0	4.6	72.0%	5.0	5.0
BUS	MSF	2018-19	23	6.0	5.0	21.7%	6.0	5.0
BUS	MSF	2019-20	15	5.7	5.1	53.3%	6.0	6.0
BUS	MSF	2020-21	16	6.3	4.8	50.0%	6.0	5.0
BUS	MSF	2021-22	21	6.0	5.5	66.7%	6.0	6.0
BUS	MSF	2022-23	14	7.1	5.4	14.3%	7.0	6.0
BUS	MSF	2023-24*	9	6.6	5.1	66.7%	4.0	4.0
BUSN MSF Overall			123	6.0	5.0	49.6%	6.0	5.0

BUS	MSHR	2017-18	21	6.3	5.8	71.4%	6.0	6.0
BUS	MSHR	2018-19	23	7.4	6.3	65.2%	6.0	6.0
BUS	MSHR	2019-20	25	7.6	6.2	48.0%	7.0	6.0
BUS	MSHR	2020-21	20	11.4	6.9	50.0%	7.0	6.5
BUS	MSHR	2021-22	25	7.8	6.4	60.0%	6.0	5.0
BUS	MSHR	2022-23	28	6.2	5.4	71.4%	6.0	5.0
BUS	MSHR	2023-24*	3	10.7	9.0	33.3%	12.0	8.0
BUSN MSHR Overall			145	7.7	6.2	60.7%	7.0	6.0

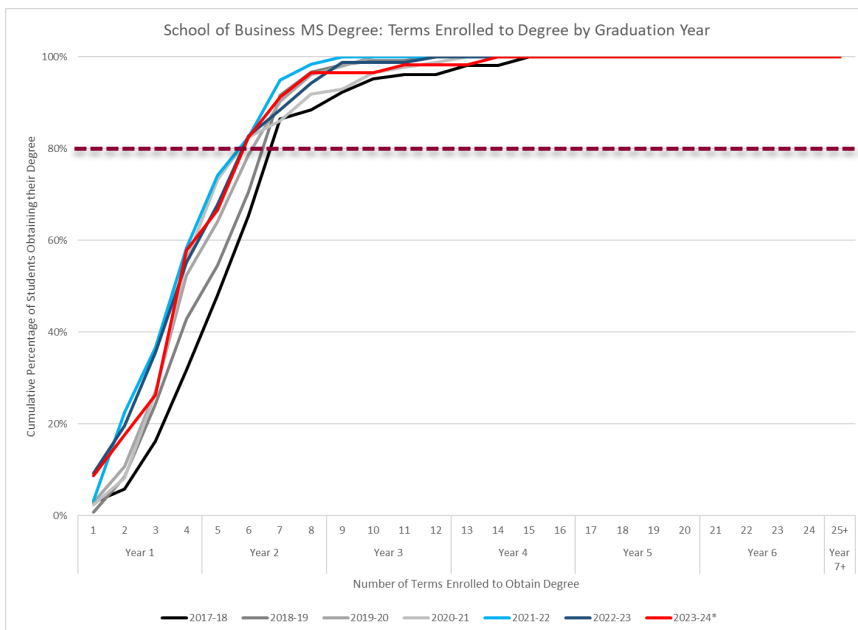
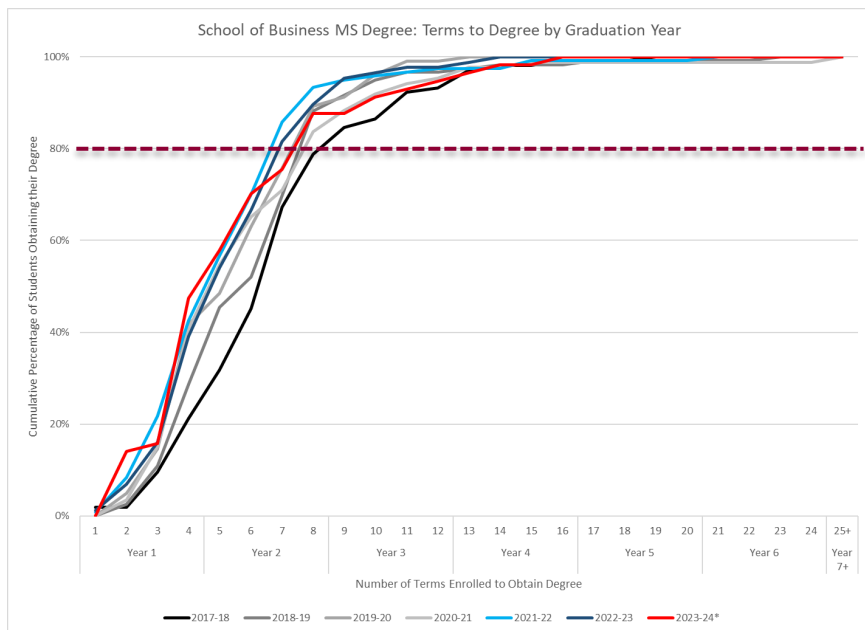
- The average number of terms to degree for School of Business MSF students is 6.0 terms, the average number of terms enrolled is 5.0 terms. 49.6% of MSF students are enrolled throughout the program.
- The average number of terms to degree for School of Business MSHR students is 7.7 terms, the average number of terms enrolled is 6.2 terms. 60.7% of MSHR students are enrolled throughout the program.

School of Business MBA: Terms to Degree and Terms Enrolled to Degree Distributions



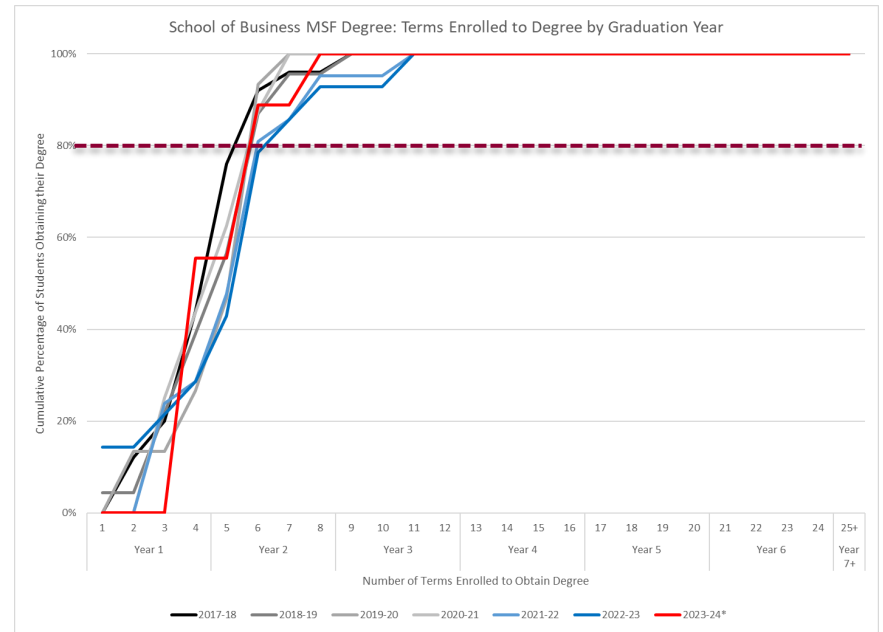
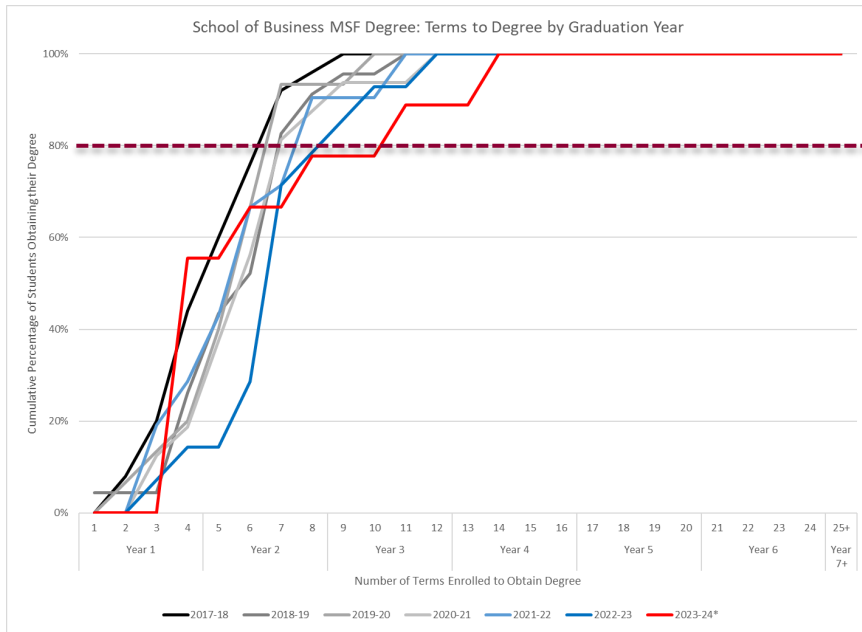
- 80% of School of Business MBA students are finished within 7-8 terms from “start to finish” to obtain an MBA degree.
- 80% of School of Business MBA students are “enrolled” in 6-7 terms, or less, to complete their MBA degree.

School of Business MS: Terms to Degree and Terms Enrolled to Degree Distributions



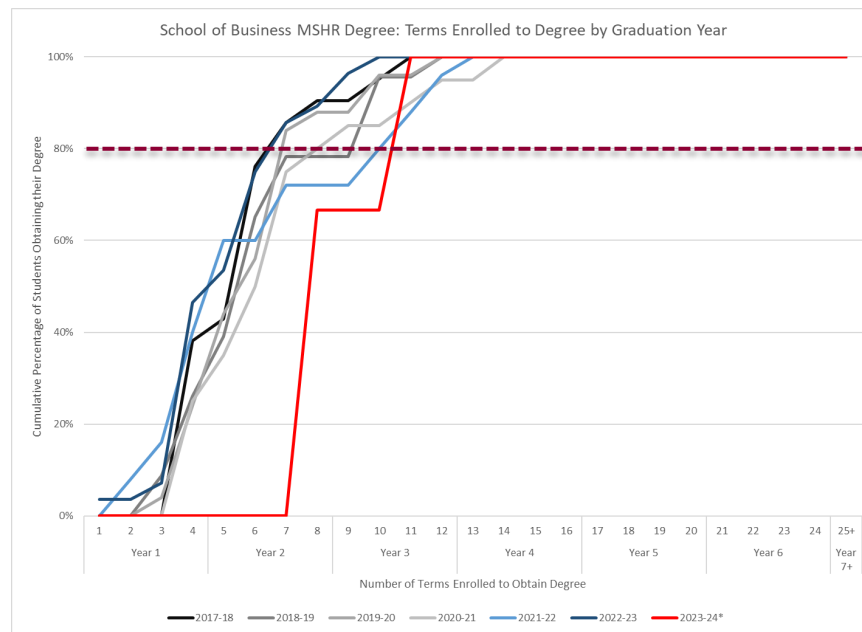
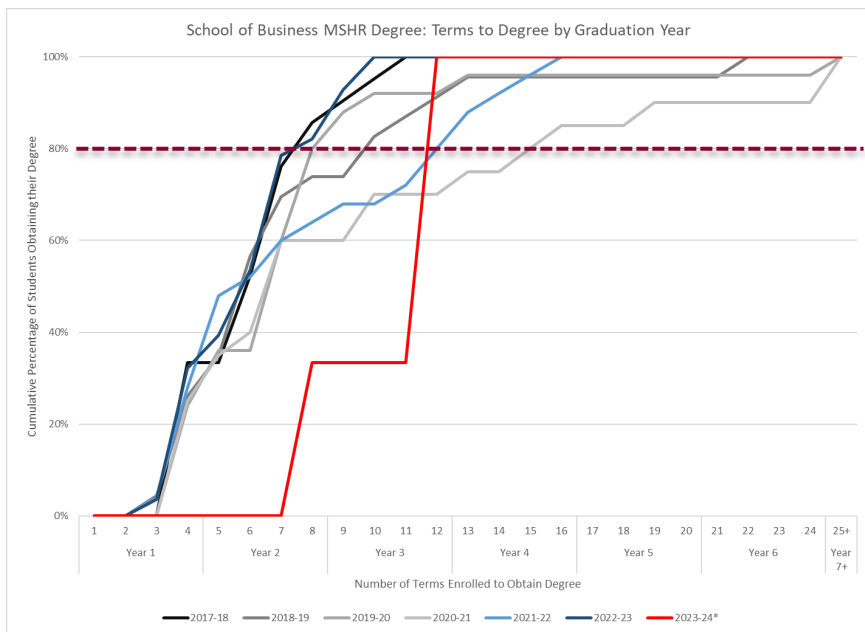
- 80% of School of Business MS students are finished within 5-7 terms from “start to finish” to obtain an MS degree.
- 80% of School of Business MS students are “enrolled” in 4-5 terms, or less, to complete their MS degree.

School of Business MSF: Terms to Degree and Terms Enrolled to Degree Distributions



- 80% of School of Business MSF students are finished within 5-7 terms from “start to finish” to obtain an MSF degree.
- 80% of School of Business MSF students are “enrolled” in 4-5 terms, or less, to complete their MSF degree.

School of Business MSHR: Terms to Degree and Terms Enrolled to Degree Distributions



- 80% of School of Business MSHR students are finished within 5-10 terms from “start to finish” to obtain an MSHR degree.
- 80% of School of Business MSHR students are “enrolled” in 5-7 terms, or less, to complete their MSHR degree.

OUR MISSION

We are Chicago's Jesuit, Catholic University, a diverse community seeking God in all things and working to expand knowledge in the service of humanity through learning, justice, and faith.

